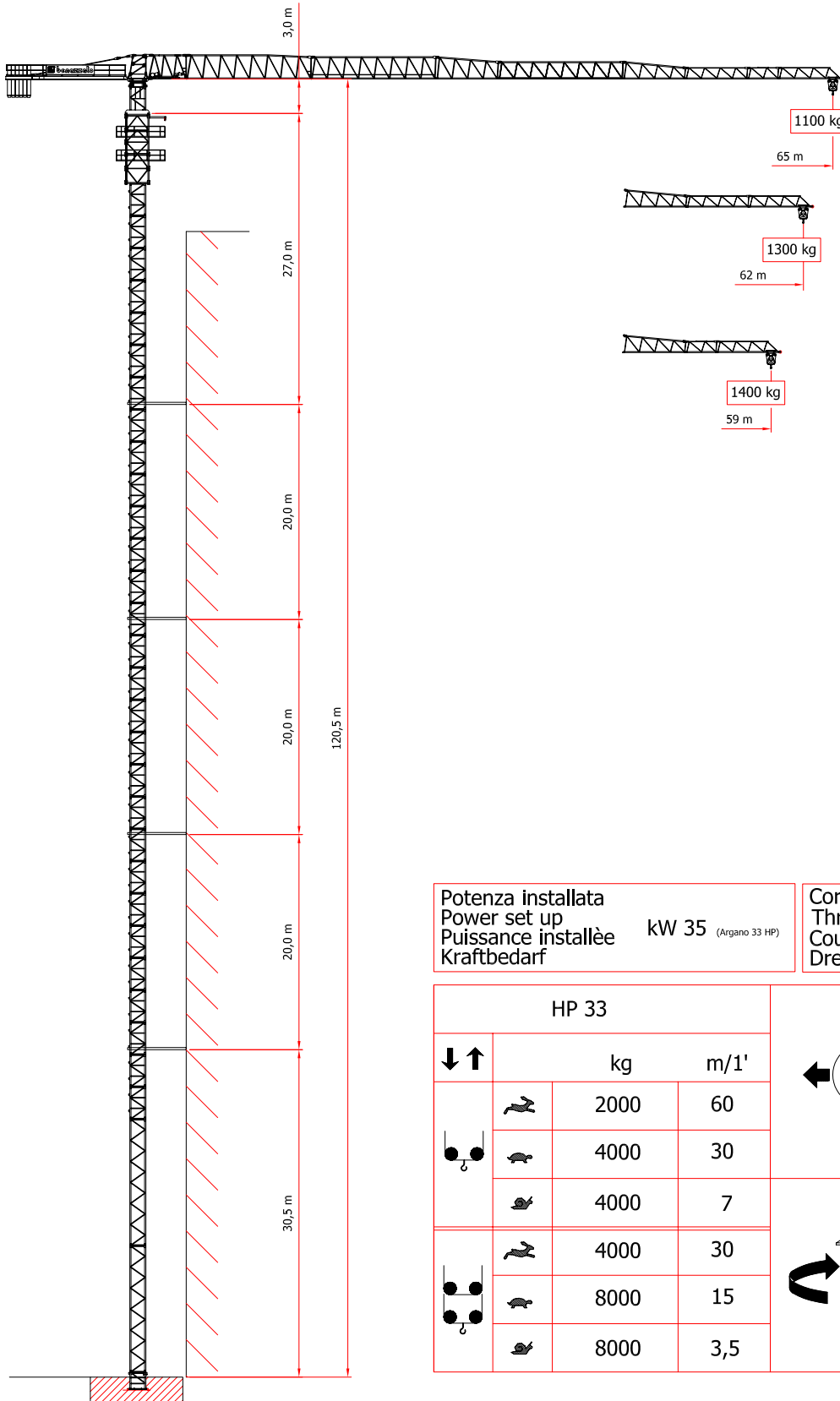


## SERIE CBF 65 - H

## CITY 65/1100



ZV = 17.700 kg

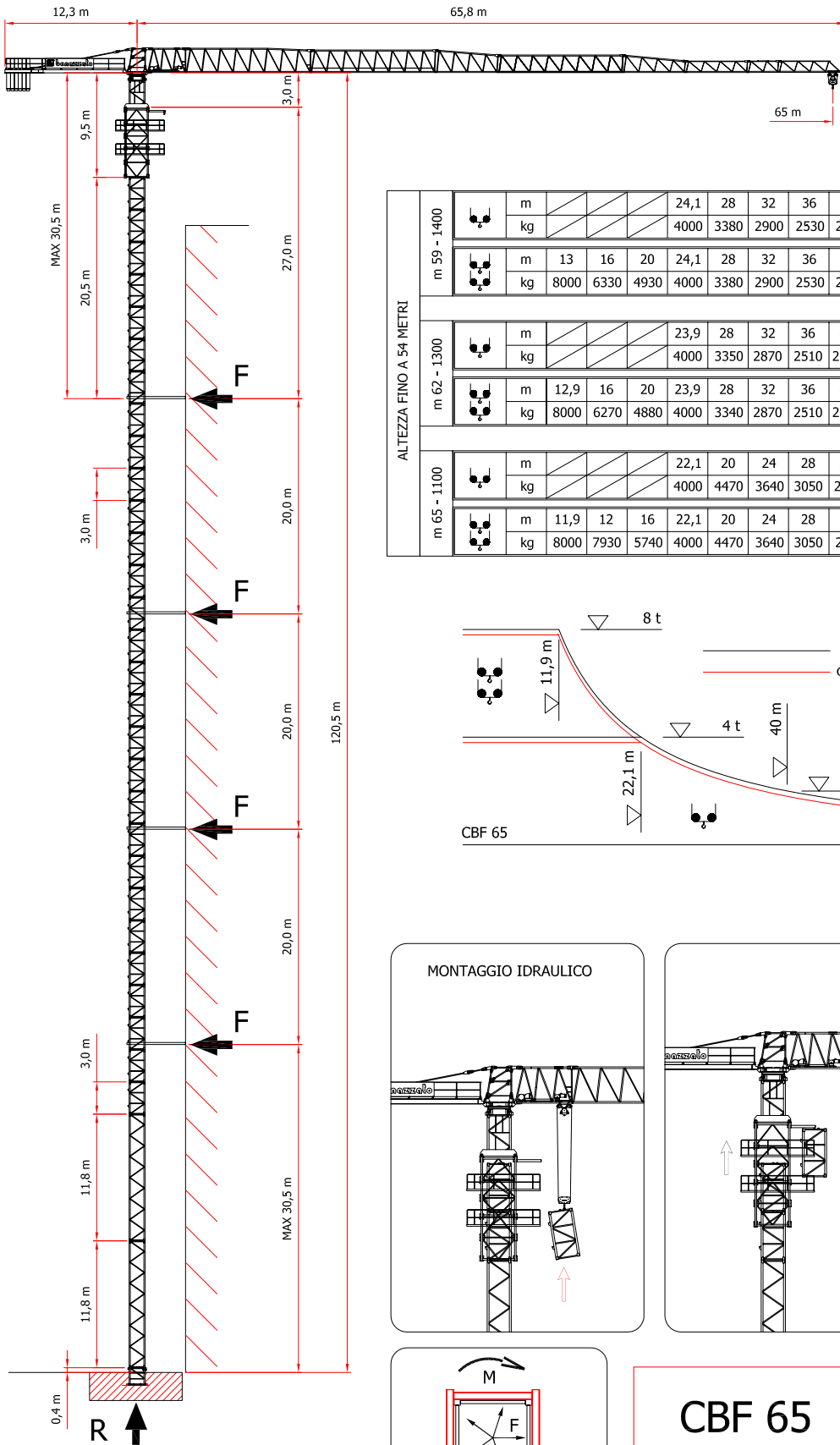
Potenza installata  
 Power set up  
 Puissance installée  
 Kraftbedarf

kw 35 (Argano 33 HP)

Corrente trifase  
 Three-phase current  
 Courant triphasée  
 Drehstrom

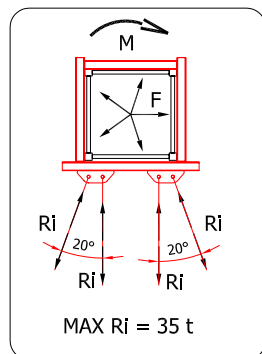
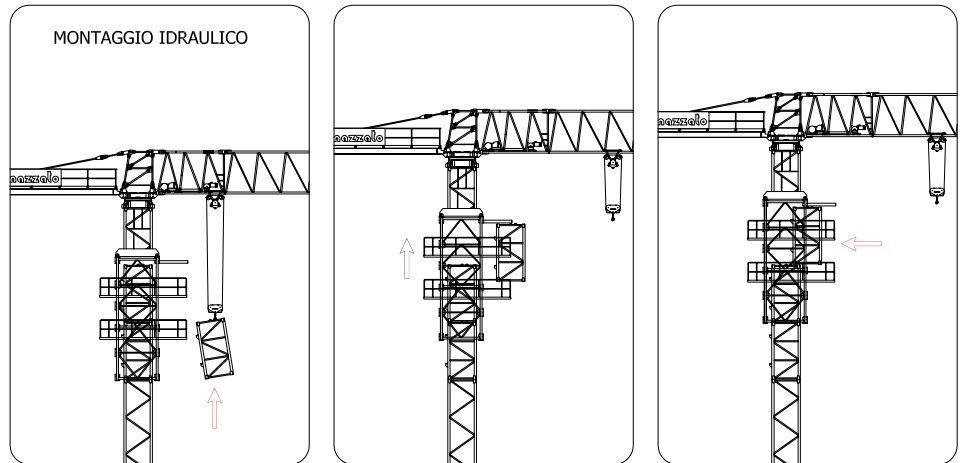
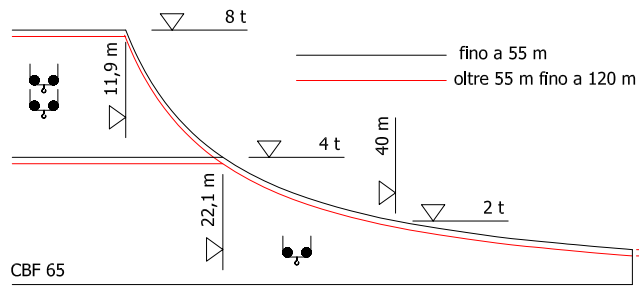
400 V 50 Hz

HP 33					30/60 m/1' 2,2 kW INVERTER
↓↑		kg	m/1'		
		2000	60		0-1,1 rpm 3x60 Nm
		4000	30		
		4000	7		
		4000	30		
		8000	15		
		8000	3,5		



ALTEZZA FINO A 54 METRI

m 59 - 1400	m	/	/	/	/	24,1	28	32	36	40	44	48	52	56	59			
	kg	/	/	/	/	4000	3380	2900	2530	2240	2000	1800	1640	1490	1400			
m 62 - 1300	m	13	16	20	24,1	28	32	36	40	44	48	52	56	59				
	kg	8000	6330	4930	4000	3380	2900	2530	2240	2000	1800	1640	1490	1400				
m 65 - 1100	m	/	/	/	/	22,1	20	24	28	32	36	40	44	48	52	56	60	65
	kg	/	/	/	/	4000	4470	3640	3050	2620	2280	2010	1800	1620	1460	1330	1220	1100
m 65 - 1100	m	11,9	12	16	22,1	20	24	28	32	36	40	44	48	52	56	60	65	
	kg	8000	7930	5740	4000	4470	3640	3050	2620	2280	2010	1800	1620	1460	1330	1220	1100	



**CBF 65**

REAZIONI REACTIONS  
**R = 83.000 kg**  
**F = 18.000 kg**

DIN 15018 H<sub>1</sub> B<sub>2</sub> B<sub>3</sub> DIN 15019

MODIFICHE RISERVATE  
 SUBJECT TO MODIFICATION  
 RESERVA DE MODIFICACIONES  
 MODIFICATIONS RESERVEES  
 ANDERUNGEN VORBEHALTEN